

EL PASO COUNTY SHERIFF'S OFFICE

2019

ANNUAL REPORT



EL PASO COUNTY
SHERIFF



EL PASO COUNTY COLORADO



It is my honor and privilege to present to you our Annual Report for 2019. It has been an exciting year for the El Paso County Sheriff's Office with many successes and challenges. Despite the pressures placed on law enforcement across the nation, this Office again rose to the occasion as a premier law enforcement agency.

The BHCON (mental health co-responder) team had a very successful year in 2019. They provided services to 465 clients and diverted 98% of the calls from the jail. Another 92% of the calls were diverted from the Emergency Room at a local hospital. With such success, a second BHCON team was added in 2020.

We continue to grow and adapt as an organization. During 2019, we experienced a continual surge in the average daily population of our jail, it continues to be the largest single detention facility in the State of Colorado with an inmate population that averages 1,650 per day with the jail staff working diligently to lower the population.

We continued our increased efforts to combat and eliminate the illegal, black market marijuana industry brought by the passage of Amendments 20 and 64. We continued progress on several capital improvement projects, continued our efforts towards enhancing the relationships with our regional law enforcement partners and continued our participation on multi-jurisdictional task forces and joint training exercises.

This 2019 Annual Report recaps the outstanding accomplishments of each Bureau and Division of the Office. What I am continually impressed and humbled by is this amount of volunteerism, donations, and humble acts by our Office members out in the community. Whether it was participating in events such as Shop-With-A-Cop, Special Olympics of Colorado or dozens of other fundraisers and special events throughout the year, the El Paso County Sheriff's Office members show up in force to continue to support our community.

The nearly 900 employees of this Office, despite the pressures of the job, continue to show the utmost professionalism and investment into our community's safety. I am sincerely grateful for each and every member of the Sheriff's Office, both current and retired.

Again, I could not be more proud and humbled to have been elected as the Sheriff of what is now the largest Sheriff's Office in Colorado. It is undoubtedly one of the finest law enforcement agencies in the country.

William A. Elder

Sheriff Bill Elder





COMMAND STAFF



SHERIFF

Bill Elder



UNDERSHERIFF

Pete Carey



CHIEF OF STAFF

Janet Huffor



EXECUTIVE ASSISTANT

Andrea Sloniker



STAFF PSYCHOLOGIST

Sharon Trivette



BUREAU CHIEF

Clif Northam



BUREAU CHIEF

Brad Shannon



ADMINISTRATOR

Larry Borland



DIRECTOR

Garth Littrell



COMMANDER

Jeff Kramer



COMMANDER

Andy Prehm



COMMANDER

John David




COMMANDER

Andy James



COMMANDER

Joseph Roybal



COMMANDER

Cy Gillespie

TABLE OF CONTENTS



STAFF SUPPORT


PAGE 2

HONOR GUARD	3
COMMUNITY RELATIONS & OUTREACH UNIT	4
CRIME PREVENTION UNIT	5
MEDIA SERVICES UNIT	5

DIVISION OF PROFESSIONAL RESPONSIBILITY

PAGE 6

INTERNAL AFFAIRS UNIT	6
PUBLIC INFORMATION OFFICE	6
USE OF FORCE REPORT	7
EVIDENCE UNIT	11
ACCREDITATION UNIT	11



DETENTION BUREAU

PAGE 12

SECURITY DIVISION

PAGE 13

FLOOR SECURITY	13
----------------	----

OPERATIONS DIVISION

PAGE 15

INTAKE AND RELEASE UNIT	15
REINTEGRATION & RECOVERY UNIT	16
GATEWAYS	16
DETENTIONS INVESTIGATIONS UNIT	16
INMATE CLASSIFICATION UNIT	17
COURT AND TRANSPORT UNIT	17
SPECIAL RESPONSE TEAM	17



LAW ENFORCEMENT BUREAU

PAGE 18

PATROL DIVISION

PAGE 19

BEHAVIORAL HEALTH CONNECT UNIT (BHCON)	19
PATROL	20
TRAFFIC ENFORCEMENT UNIT (TEU)	21
RESERVE UNIT	21
SCHOOL RESOURCE OFFICER UNIT (SRO)	22
RURAL ENFORCEMENT & OUTREACH UNIT (REO)	22
CIVIL UNIT	22
SPECIAL WEAPONS AND TACTICS (SWAT) TEAM	23
CRISIS NEGOTIATIONS UNIT (CNU)	23
CHAPLAIN CORPS	23
LANGUAGE SERVICES VOLUNTEER UNIT (LSVU)	23

INVESTIGATIONS DIVISION

PAGE 24

INVESTIGATIONS	24
VICTIMS ASSISTANCE UNIT	24
SEX OFFENDER REGISTRATION UNIT	24
METRO VICE, NARCOTICS, & INTELLIGENCE UNIT (MVNI)	25





ADMINISTRATIVE BUREAU

PAGE 28

SUPPORT OPERATIONS DIVISION

PAGE 29

COMMUNICATIONS / DISPATCH	29
INFORMATION TECHNOLOGY UNIT (IT)	29
CONCEALED HANDGUN PERMITS (CHP)	30
RECORDS UNIT	30

ADMINISTRATIVE SERVICES DIVISION

PAGE 31

TRAINING UNIT	31
COUNTY SECURITY	31
BACKGROUND INVESTIGATIONS UNIT	32
VOLUNTEER COORDINATOR	32
WILDLAND FIRE	32
SEARCH & RESCUE (SAR)	32
FINANCE UNIT	33



PROMOTIONS

PAGE 35



RETIREMENTS

PAGE 36



AWARD RECIPIENTS

PAGE 37



OUR MISSION

Our mission is to provide the citizens of El Paso County effective and efficient public safety services. We deliver them consistently with character, competence, and transparency.

OUR VISION

Our vision is to ensure El Paso County remains the safest and most enjoyable place to live and visit in the State of Colorado. We are committed to holding the highest standard for public safety to achieve a county free of crime and public disorder.

OUR VALUES

HONESTY: *Our personal and professional behavior will be a model for all to follow. Our actions will match our words. We will have the courage to stand up for our beliefs and do what is right.*

LOYALTY: *We are loyal to our oath to protect the constitutional rights of those we serve by empowering our employees to make decisions that support the letter and spirit of the law.*

UNITY: *We have a united commitment to serve our diverse community with fairness, dignity, and equality. We commit to excellence in all we do.*



COLORADO
Est. 1861



STAFF SUPPORT
STAFF SUPPORT
STAFF SUPPORT
STAFF SUPPORT
STAFF SUPPORT
STAFF SUPPORT
STAFF SUPPORT
STAFF SUPPORT
STAFF SUPPORT
STAFF SUPPORT
STAFF SUPPORT
STAFF SUPPORT
STAFF SUPPORT
STAFF SUPPORT



Honor Guard at an Academy Graduation

HONOR GUARD STATISTICS

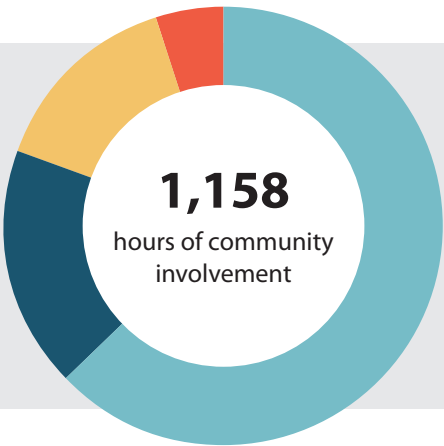
Hours of Service	1,413
Number of Missions	42

The El Paso County Sheriff's Office Honor Guard is dedicated to honoring the memory of each and every member of law enforcement who made the ultimate sacrifice while serving and protecting their community. The unit supports and bestows immense pride and honor toward family and friends upon the loss of a loved one.

COMMUNITY RELATIONS & OUTREACH
STATISTICS

Community Engagement Hours	727
Hours of Instruction	208
Community Education Hours	55
Patrol Hours	168
Neighborhood Watch Groups	118

The El Paso County Sheriff's Office strongly embraces the philosophy of Community Policing in all its daily operations and functions. The Community Outreach Unit creates partnerships between law enforcement and the community whereby the police and the community share responsibility for identifying, reducing, eliminating, and preventing problems that impact community safety and order.



Shop With a Cop



CRIME PREVENTION STATISTICS

Neighborhood Watch Contacts	52
Crime Prevention Presentations	53
REACT Presentations	10
CPTED Assessments	12
<i>Crime Prevention Through Environmental Design</i>	
Neighborhood Watch Groups	117
<i>11 New Groups Started</i>	
Vacation Check Requests	133
Neighborhood Watch Meetings	32



National Night Out - Falcon

MEDIA SERVICES UNIT STATISTICS

Photos Taken	8,942
Videos Produced	28
Large Events Facilitated / Assisted	11
Money Raised for UC Health	\$21,888.34

SOCIAL MEDIA

Twitter - @epcsheriff	
Impressions	2,597,000
New Followers	1,580

Facebook - @epcsheriffsoffice	
Posts	232
Post Reach	1,740,140
Impressions	2,425,941
Engagement	167,997

Instagram - @epcsheriff	
Posts	41
Engagement	14,497

YouTube - @epcsheriff	
New Videos Posted	1
Channel Views	156,249
Watch Time (hours)	5,000
New Subscribers	255
Impressions	766,900



Breast Cancer Awareness Month Wrap Design



Community Relations & Outreach Design



New Fleet Design



PROFESSIONAL RESPONSIBILITY

PROFESSIONAL RESPONSIBILITY

PROFESSIONAL RESPONSIBILITY

PROFESSIONAL RESPONSIBILITY

INTERNAL AFFAIRS UNIT STATISTICS

Internal Affairs Cases	18
Chain of Command Investigation Cases	117
Preliminary Cases	10
Unverified Citizen Complaints	8
Grievances	1
Firearm Discharge	2
Letter of Counseling / Written Reprimand	13
Total Use of Force Incidents	924
Blue Team Reports	2,472

PUBLIC INFORMATION OFFICE STATISTICS

Media Inquiries	7,610
Interviews	784
CORA Requests	135
<i>Colorado Open Record Act</i>	
Media Releases	124



INTERNAL AFFAIRS UNIT

USE OF FORCE REPORT

DETENTION BUREAU

USE OF FORCE - CONTACTS

TYPE OF SERVICE	NUMBER	%
Call for Service	11	1.47%
Courtroom Security	10	1.34%
Customer Service	1	0.13%
Inmate Escort / Transport	69	9.21%
Intake Processing	124	16.56%
Jail Supervision of Inmates	492	65.69%
Officer Initiated	12	1.60%
Routine Patrol	1	0.13%
Security	25	3.34%
Special Response Team Operations	3	0.40%
Warrant Service	1	0.13%
TOTAL	749	100%

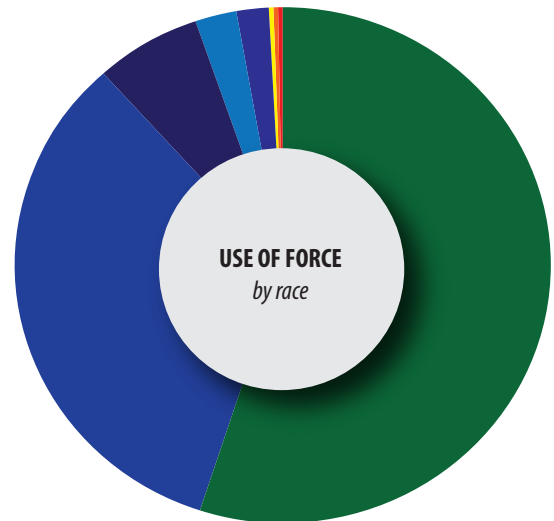
USE OF FORCE - REASONS

TYPE OF SERVICE	NUMBER	%
Assaulting Citizen	17	2.27%
Assaulting Deputy	49	6.54%
Combative Subject	174	23.23%
Damaging Property	12	1.60%
High Risk Incident	9	1.20%
Non-Compliance	338	45.13%
Resisting Arrest	40	5.34%
Self-Injurious Behavior	110	14.69%
TOTAL	749	100%

USE OF FORCE - BY AGE

AGE	NUMBER	%
11-19	21	2.80%
20-29	333	44.46%
30-39	232	30.97%
40-49	107	14.29%
50-59	40	5.34%
60-69	16	2.14%
TOTAL	749	100%

DEMOGRAPHICS

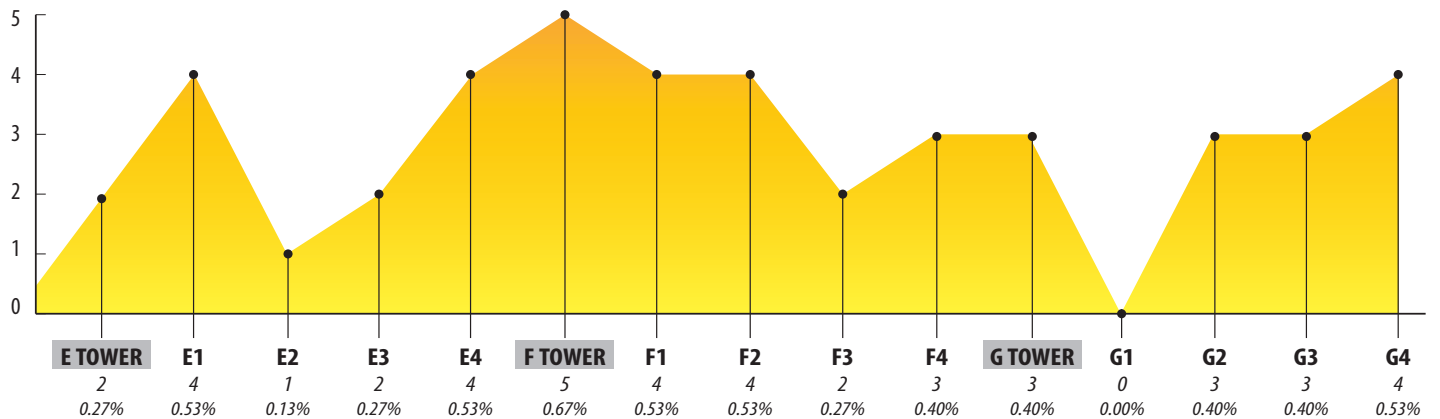
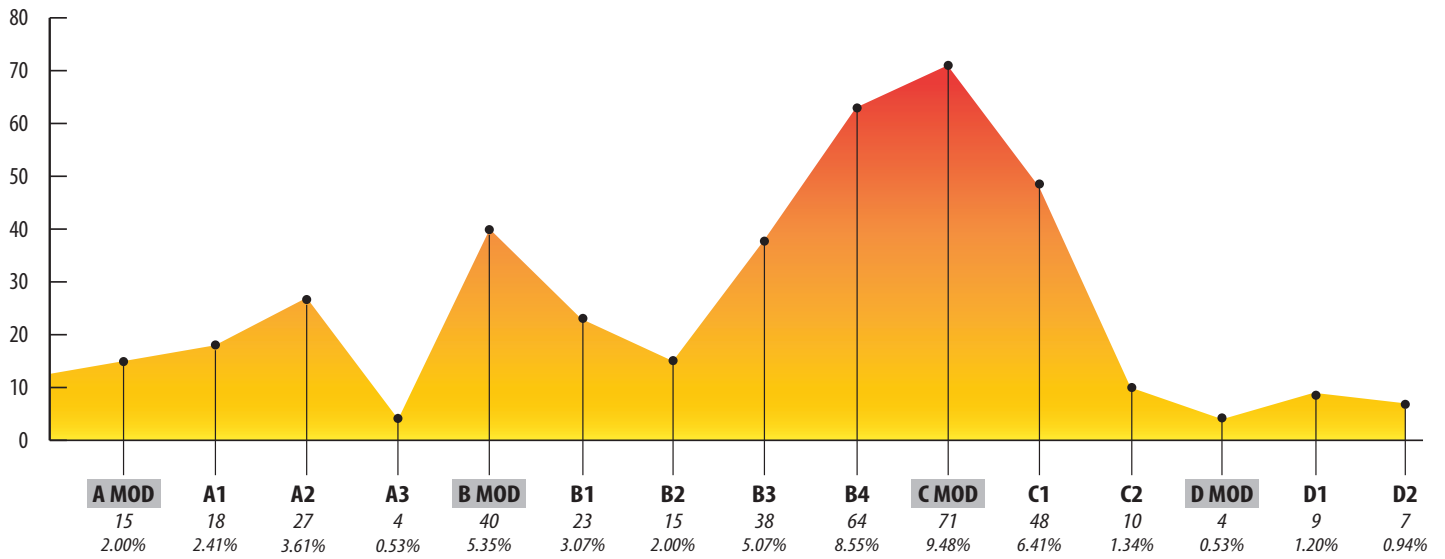


RACE	NUMBER	%
Caucasian	412	55.01%
African-American	250	33.38%
Hispanic	49	6.54%
Unknown	18	2.40%
Multiracial	14	1.87%
Asian	3	0.40%
Other	2	0.27%
Native-American	1	0.13%
TOTAL	749	100%

USE OF FORCE - BY GENDER

GENDER	NUMBER	%
Female	131	17.49%
Male	614	81.98%
Unknown	4	0.53%
TOTAL	749	100%

USE OF FORCE - BY JAIL WARDS



LOCATION	NUMBER	%	LOCATION	NUMBER	%
Medical	78	10.42%	District 9	1	0.13%
CJC Lobby	1	0.13%	Intake & Release	160	21.37%
CJC Main Hallway	14	1.87%	Outside County	1	0.13%
Courthouse	15	2.00%	Special Detention	38	5.07%
Detox Facility	1	0.13%	Hospital	3	0.40%

INTERNAL AFFAIRS UNIT

USE OF FORCE REPORT

LAW ENFORCEMENT BUREAU

USE OF FORCE - CONTACTS

TYPE OF SERVICE	NUMBER	%
Call for Service	131	65.83%
Civil Service	4	2.01%
Criminal Investigations	9	4.52%
Intake Processing	1	0.51%
Officer Initiated	25	12.56%
Routine Patrol	16	8.04%
Warrant Service	13	6.53%
TOTAL	199	100%

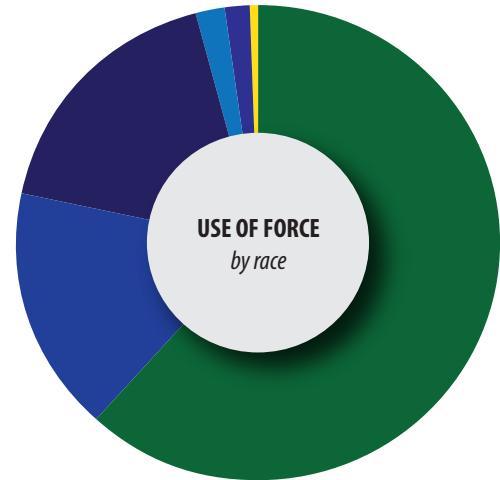
USE OF FORCE - REASONS

REASON	NUMBER	%
Animal Attack	1	0.50%
Assaulting Citizen	2	1.00%
Assaulting Deputy	6	3.02%
Combative Subject	10	5.03%
Damaging Property	1	0.50%
High Risk Incident	123	61.81%
Non-Compliance	20	10.05%
Resisting Arrest	33	16.58%
Self-Injurious Behavior	3	1.51%
TOTAL	199	100%

USE OF FORCE - BY AGE

AGE	NUMBER	%
10-19	29	14.57%
20-29	56	28.14%
30-39	58	29.15%
40-49	31	15.58%
50-59	15	7.54%
60-69	4	2.01%
70-79	1	0.50%
unknown	5	2.51%
TOTAL	199	100%

DEMOGRAPHICS



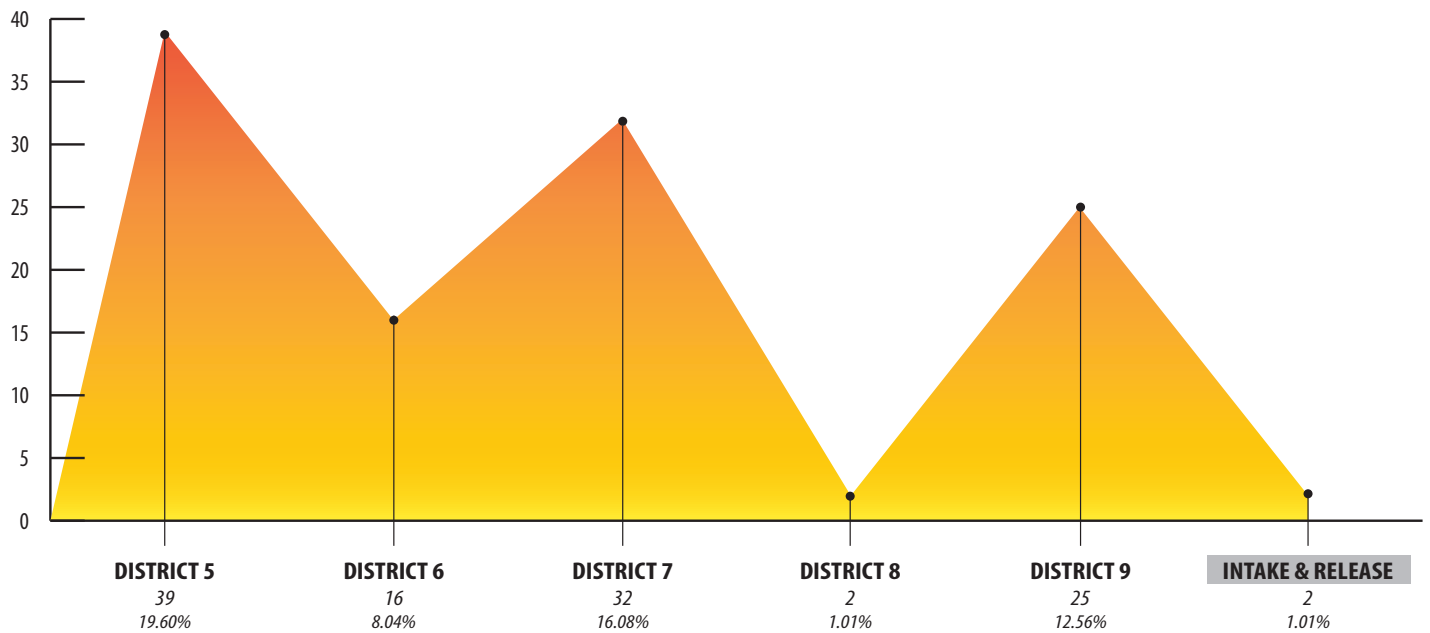
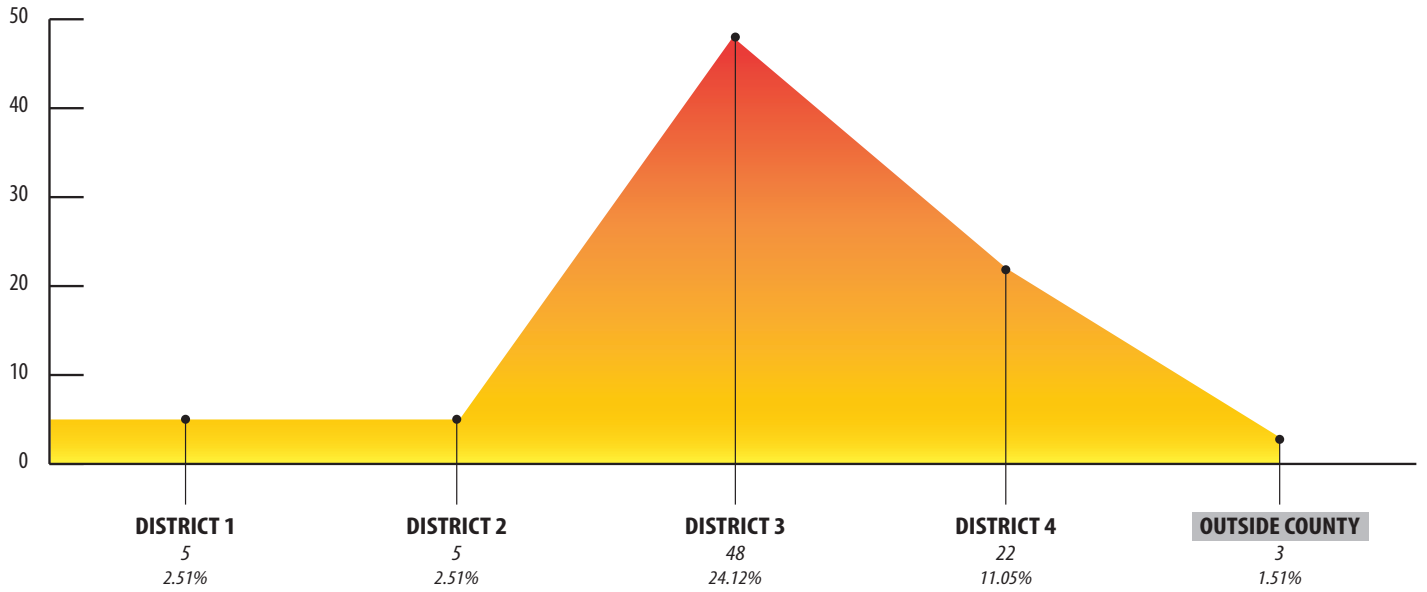
RACE	NUMBER	%
Caucasian	123	61.81%
African-American	33	16.58%
Hispanic	35	17.59%
Unknown	4	2.01%
Multiracial	3	1.51%
Asian	1	0.50%

TOTAL **199** **100%**

CITIZEN COMPLAINTS - BY RACE

RACE	NUMBER	%
Caucasian	43	43.88%
African-American	21	21.43%
Hispanic	13	13.26%
Unknown	20	20.41%
Asian / Pacific Islander	1	1.02%
TOTAL	98	100%

USE OF FORCE - BY LOCATION



USE OF FORCE - BY MONTH

MONTH	NUMBER	%	MONTH	NUMBER	%
January	20	10.05%	July	26	13.07%
February	24	12.06%	August	20	10.05%
March	16	8.04%	September	11	5.53%
April	21	10.55%	October	16	8.04%
May	6	3.01%	November	17	8.54%
June	22	11.06%	December	0	0%

USE OF FORCE - BY DAY OF WEEK

DAY	NUMBER	%
Sunday	29	14.57%
Monday	28	14.07%
Tuesday	22	11.05%
Wednesday	24	12.00%
Thursday	19	9.55%
Friday	40	20.10%
Saturday	37	18.60%



Evidence Storage

EVIDENCE UNIT STATISTICS

Incoming Items	15,189
Items Destroyed	7,754
Items Auctioned	91
Items Returned	784



ACCREDITATION UNIT STATISTICS

Detention SOP's Updated	154
<i>SOP - Standard Operating Procedures</i>	
Admin Bureau SOP's Updated	59
Law Enforcement Bureau SOP's Updated	194
Post Orders Maintained	404
ACA Standards Updated	383
<i>ACA - American Correctional Association</i>	
NCCHC Standards Updated	59
<i>NCCHC - National Commission on Correctional Health Care</i>	
PREA Standards Updated	43
<i>Prison Rape Elimination Act</i>	
CALEA Standards	160
<i>Commission on Accreditation for Law Enforcement Agencies</i>	



DETENTION BUREAU
DETENTION BUREAU
DETENTION BUREAU
DETENTION BUREAU
DETENTION BUREAU
DETENTION BUREAU

DETENTION BUREAU

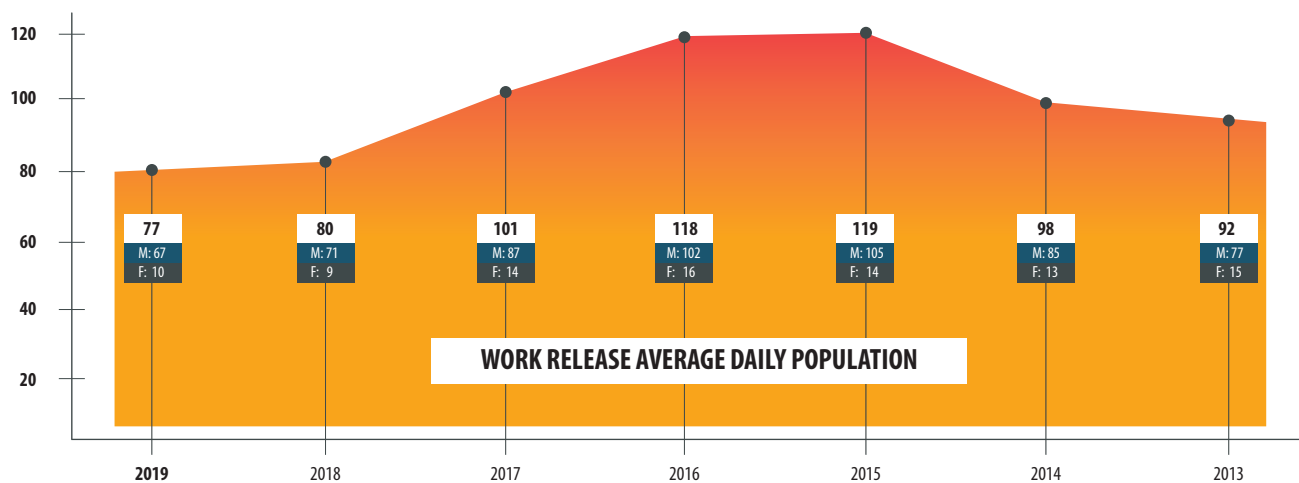
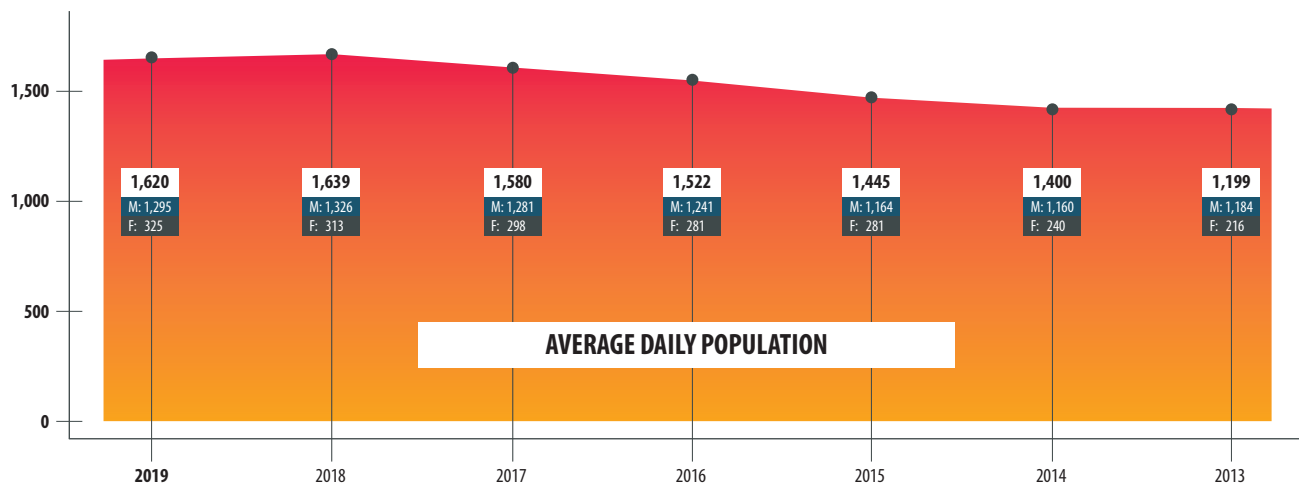

DETENTION BUREAU
DETENTION BUREAU
DETENTION BUREAU
DETENTION BUREAU
DETENTION BUREAU
DETENTION BUREAU

SECURITY DIVISION




FLOOR SECURITY STATISTICS

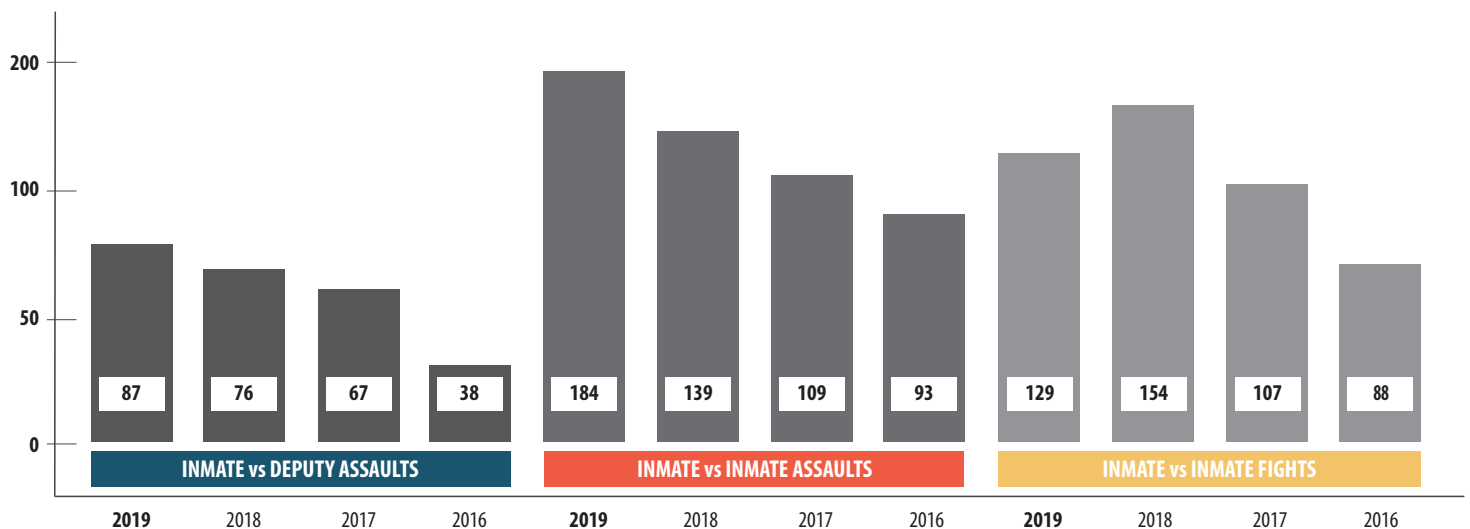
Inmates sent to hospital for treatment	244
Critical Incidents	31
<i>Hepatitis Outbreak, Electrical Failure, Inmate Death, K9 Activation, Kitchen Floods, Gas Leaks, Escapes, etc.</i>	
Instances of drugs in the jail	17
Front desk warrants	12,191
Tours	28




WEAPONS / DRUGS FOUND IN THE FACILITY



ASSAULT / FIGHTING REPORT



OPERATIONS DIVISION



INTAKE & RELEASE UNIT STATISTICS

Inmates Booked	22,950
Inmates Released	23,904
In-Custody Bookings	3,048
Lobby Arrests	2,668
Falcon / Stetson Trips	497

WARRANTS UNIT

EXTRADITIONS



Out of State Arrests	564
Approved by District Attorney	408
Declined by District Attorney	142
Pending	0
Interstate Compact	30
<i>at a cost of \$31,986.90 billed to probation</i>	

TRANSPORTS

Security Transport Service	336
<i>at a cost of \$348,544.93</i>	
North West Shuttle	7
<i>at a cost of \$3,917.63</i>	
In-House	11
<i>at a cost of \$30,761.33</i>	
Writs	1
<i>at a cost of \$650.00</i>	

PRE-TRIAL SERVICES

Supervised PR Bonds Issued	3,302
Unsupervised PR Bonds Issued	2,073
PR Bonds Reinstated	99
Total	5,474





REINTEGRATION & RECOVERY UNIT

STATISTICS

Clients Enrolled	238
Services Provided	823
Clients Discharged	165
<i>Discharged to community treatment referrals</i>	

GATEWAYS

Participants (inmate workers)	256
Labor Hours	53,610
Bestway	34,563
D&J Pallets	9,733
EPSO Janitorial	5,781
Evergreen Cemetery	3,533

\$23,694.99

*Participants payments to the 4th Judicial Victims
Compensation Fund for Court fines, costs, and
restitution.*

DETENTION INVESTIGATIONS UNIT

STATISTICS

Outside Jail Investigation Assists	2,707
Intel Referrals Completed	45
Citizen Contacts	92
Crime Tip Hotline	897
Detention Bureau Criminal Cases	35
Case Reports	154
Criminal Cases Filed	27
Property for Destruction / Safe Keeping	311
CVSA's Completed	115
Backgrounds Completed	271
DNA Collected	86
Sex Offender Registrations	265
In-Custody Deaths	5
In-Custody Attempted Suicides	13
Mail Requests	92
PREA Investigations	55

INMATE PROGRAMS UNIT

STATISTICS

New Religious Diets	249
Religious Diets Removed	32
Religious Diets Denied	1,992
New Law Library Requests	726
Law Library Attendees	2,056
Attendance to Gen. Pop. Programs	12,546
Responses to Kites	32,803
Deputy Hours in Mail room	832

OUTSIDE AGENCY REFERRALS

Rocky Mountain Human Services	22
Springs Rescue Mission	58
Veterans Court	74
Veterans Administration	65
Total	219

INMATE CLASSIFICATION UNIT

STATISTICS

Classification Interviews Conducted	18,175
Special Management (suicide prevention)	7,403
Incident Reports	12,923
<i>Informational</i>	8,903
<i>Disciplinary</i>	4,020
Trusty Contracts	2,686
Volunteer Contracts	3,063
ADA Interviews	641
Grievances Reviewed & Tracked	4,432
Kites Addressed	8,285

BILLING SUMMARY

AGENCY	COST
Colorado Department of Corrections	\$ 1,172,917.44
Military Confinement	\$ 69,556.48
U.S. Marshall	\$ 15,526.00
Other	\$ 290,513.64
TOTAL	\$ 1,548,513.56
TOTAL BILLABLE INMATES	3,418

COURT & TRANSPORT UNIT

STATISTICS

Inmates Transported	38,793
Trips	8,080
Man Hours	8,050
Non-Court Transports	1,038
Inmates	4,719
Man Hours	9,532.28
Vehicle Hours	5,624.44


Non-Court transports include DOC Inmates, out of County adults & juveniles, medical, standby, State Hospital, & others

SPECIAL RESPONSE TEAM UNIT

STATISTICS

Missions	36
Training Hours	64

Not included in training hours, PT testing, and preparations for week long SRT Academy.





LAW ENFORCEMENT BUREAU
LAW ENFORCEMENT BUREAU
LAW ENFORCEMENT BUREAU
LAW ENFORCEMENT BUREAU
LAW ENFORCEMENT BUREAU
LAW ENFORCEMENT BUREAU
LAW ENFORCEMENT BUREAU
LAW ENFORCEMENT BUREAU
LAW ENFORCEMENT BUREAU
LAW ENFORCEMENT BUREAU
LAW ENFORCEMENT BUREAU
LAW ENFORCEMENT BUREAU

PATROL DIVISION



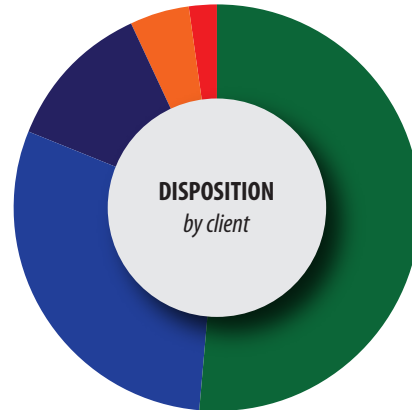
BEHAVIORAL HEALTH CONNECT UNIT

STATISTICS

Total Incidents	1,174
Calls for Service	630
Clients Served	465
Referrals Received	99

Calls Diverted from Jail	98%
Calls Diverted from Emergency Dept.	92%

Average Time to Call	15min
Average Time on Scene	44min
Average Miles to Calls	13
Total Miles Driven	8,744



Treated in Place	52%
Other	30%
Mental Health Hold	12%
Walk-in Clinic	4%
Arrested	2%



PATROL STATISTICS

CALLS FOR SERVICE: PRIORITY 1-4

**does not reflect all calls for service or all call for service types*

911 Hangup / Mis-dial / Hang up	5,547
Abandoned Vehicle	2,572
Accidental Injury	11
Aircraft Emergency	8
Alarm (Business / Hold Up / Panic / Residential)	3,477
Animal Complaint / Check the Welfare	1,505
Animal Injury / Abuse	127
Agency Assist	1,903
Assault	365
Attempt to Locate	685
Bank Bag Activation	2
Barricaded Subject	7
Bomb Threat	1
Burglary (Business)	155
Burglary (Residential)	655
Check the Welfare	3,545
Child Abuse / Neglect	296
Citizen Complaint	343
Citizen Contact	5,784
Citizen Traffic Complaint	144
Civil (Process / Eviction / Protection Orders)	2,355
Criminal Mischief	481
Criminal Tampering	21
Criminal Trespass Auto	469
Criminal Trespass	951
Disturbance	2,654
Domestic Violence	2,183
Drug Activity	224
Drunk Person	116
Explosion	28
Explosive Ordnance Device	5
Fight	55
Fireworks	356
Found Child / Found Person	63
Found Property	194
Fraud	1,065
Harassment	1,348
Hazard	1,548
Illegal Shooter	111
Indecent Exposure	25
Juvenile Complaint	84
Keep the Peace	242
Kidnapping	17
Litter Complaint	145
Loitering	43
Lost Property	69
Menacing	184
Missing Child	52
Missing Person	47
Motorist Assist	1,463

Motor Vehicle Theft	622
Motor Vehicle Theft Recovery	311
Noise Complaint	606
Open Door / Window	168
Parking Complaint	540
Patrol Check	2,158
Protesters	2
Prowler	41
Public Indecency	16
Pursuit	10
Reckless Endangerment	290
Recovered Stolen Property	63
Restraining Order Violation	307
Robbery	29
Runaway	438
Runaway Return	227
SAFE2TELL	262
Search Warrant	39
Sexual Assault	97
Sexual Assault (on a Child)	202
Shooter (Active)	1
Shooting	28
Shots Fired	443
Stabbing	10
Suicidal Check the Welfare	1,239
Suicide / Suicide Attempts	206
Suspicious Incident	4,737
Theft	1,349
Tornado	7
Traffic Accident	1,978
Traffic Stop	17,197
Unattended Death	30
Warrant Service	76

CALLS FOR SERVICE - BY DISTRICT

DISTRICT	2018	2019	% CHANGE
1	8,454	10,203	+ 20.69%
2	3,616	4,904	+ 35.62%
3	15,833	18,215	+ 15.04%
4	16,651	19,853	+ 19.23%
5	17,360	19,325	+ 11.32%
6	8,815	9,851	+ 11.75%
7	8,798	9,924	+ 12.80%
8	3,057	3,558	+ 16.39%
OTHER	82,837	97,089	+ 17.20%
TOTAL	165,421	192,922	+ 16.62%

RESERVE UNIT STATISTICS

VOLUNTEER HOURS

Administrative	743
Call Outs	92
Details	1,431
Detentions	237
District Patrol	2,625
USAFA	782
Civil	66
Hospital Duty	207
Investigations	235
Travel	902
Other	564

TRAINING HOURS

Skills Instruction	349
Training	2,849
Peace Officers Standards Training (POST)	607
POST Perishable	375

TOTAL HOURS **12,064**



TRAFFIC ENFORCEMENT UNIT STATISTICS

Instruction Hours	240
DUI Training Hours	115
Arrests	274
Case Reports	281
Traffic Citations	632
DUI Arrests	334
Deputy Wilson	130
Deputy Jaworski	88
Deputy Flannery	67
Sergeant Porter	49

Office-Wide DUI Arrests 900 approx
Approximately 40% of all DUI's were arrests made by TEU members.



SCHOOL RESOURCE OFFICER UNIT

STATISTICS

Calls for Service	2,107
Cover Calls	301
Case Reports	465
Cases Cleared	395
Felony Arrests	30
Misdemeanor Arrests	204
Alcohol-Drug Cases	61
Traffic Tickets	200
Traffic Warnings	334
Non-juvenile Arrests	54
Juvenile Arrests	170
Weapons Cases	14
SAFE2TELL	1,287
Agency Assists	63
Presentations Given	223
Mediation / Counseling Involvement	724
Threat / Risk Assessments	130
Student Re-entries Attended	109
School Events Attended	110
School Zone Enforcements	195

CIVIL UNIT

STATISTICS

Total Received Orders	9,489
Temporary Protection Orders	1,487
Writs of Restitution	2,600
Miscellaneous Papers	5,402
Sheriff Sales Received	28

RURAL ENFORCEMENT & OUTREACH UNIT

STATISTICS

Calls for Service	3,179
Cases	306
Cleared Cases	268
Hours of Outreach Functions	353
Seized Horses (abused / abandoned)	20



SPECIAL WEAPONS AND TACTICS (SWAT)

STATISTICS

Operations	80
Call-Outs	35
Training Hours	330
Sniper Training Hours	260

CHAPLAIN CORPS

STATISTICS

Volunteer Hours	9,802
<i>Monthly Average</i>	<i>904.2</i>
Call Outs	42
Training Hours	90

CRISIS NEGOTIATIONS UNIT (CNU)

STATISTICS

Deployments	20
Call-Outs	12
Planned Operations	8
Trainings	6

LANGUAGE SERVICES VOLUNTEER UNIT

STATISTICS

Members	8
Volunteer Hours	731.2
Interpreting / Translating Hours	641
Training Hours	90





INVESTIGATIONS DIVISION



INVESTIGATIONS DIVISION

STATISTICS

Cases Investigated	574
Recorded Interviews	718
Supplements	4,992
Search Warrants	385
PC Affidavits	43
Registered Sex Offenders Tracked	511
Sexually Violent Predators Tracked	6

SEX OFFENDER REGISTRATION UNIT

STATISTICS

New Registrations	125
Annual Registrations	419
Jurisdictional Re-Entries	179
Sexually Violent Predators	6
Home Visits	43
Non-Compliant Offenders	22

VICTIMS ADVOCATES UNIT

STATISTICS

Volunteer On-Call Hours	23,853.5
Direct Service Hours	47.5
In-Office Hours	44
Training Hours	291.5
Victims Served	2,695
Referrals Made	6,347

Significant Narcotic Street Team Investigation

METRO VICE, NARCOTICS, & INTEL UNIT

STATISTICS

NARCOTICS STREET TEAM

Total Cases Opened	279
RX Medication Cases	27
Arrest Warrants Authored	92
Search Warrants Authored	264
Under Cover Buys by Detectives	67
K9 Deployments	160
Operations Executed	520
Felony Arrests	239
After Hours Call Outs	49
Outside Agency Assists	70
Overdose Death Call Outs	28
Cash Seizures	\$557,444.00
Property Seizures	\$77,500.00
Firearms Seizures	105
Cocaine Seizures	6.6lbs.
Psilocybin Mushrooms	1.6lbs.
LSD (Dosage Units)	219
Methamphetamine	117lbs.
Heroin	28 lbs.
MDMA (Dosage Units)	532
MDMA (Powder)	11grams
Fentanyl (Dosage Units)	3,964
Fentanyl (Powder)	33grams

In September of 2019, detectives initiated an investigation into an individual selling cocaine out of a residence that directly bordered Sand Creek High School in the 3000 block of Heather Glen Dr. A buy/walk operation was completed at the end of September.

On September 09, 2019, the CSPD SRO for Sand Creek High School contacted MVNI about a suspicious vehicle parked in front of the target address. CSPD patrol contacted a male individual standing outside the vehicle who denied any knowledge of who owned the vehicle. As such, the vehicle was processed for impound. A significant amount of cocaine was found inside the vehicle passenger compartment along with evidence identifying a second person of interest. On September 14, 2019, MVNI detectives, with the assistance of TEU, executed a buy bust operation and search warrant at the suspects address on Heather Glen Drive. Narcotics were located inside the residence. On November 12, 2019, MVNI detectives conducted an additional buy bust operation near the intersection of Platte and Wahsatch on the second suspect. A subsequent search warrant was executed in the 800 block of West Washington St.

Subsequent investigation revealed that the two addresses were stash houses for narcotics. The following items were seized: .5 lbs. of Cocaine ; 2169 Xanax pills; 465 MDMA pills; 74 dosage units of LSD; 179 grams of mushrooms; 3 lbs. of refined marijuana (bud); 19 grams of DMT; 26 dosage units of Fentanyl; 21 dosage units of various prescription pills; \$4675 cash; a ballistic vest; 3 firearms including an AK-47 assault rifle.



Significant Marijuana Regulatory Team Investigations

June 03, 2019, the MVNI Marijuana Regulatory Team executed a search warrant at 4625 Slocum Road, in unincorporated El Paso County regarding an illegal marijuana cultivation investigation. During the investigation, detectives discovered 87 marijuana plants, 18 pounds of refined product, 4 pounds of concentrate, 2 pounds of mushrooms, two handguns and a rifle. The resident was arrested for felony cultivation, possession of Schedule I controlled substance and operating a butane hash oil extraction lab.

November 18, 2019, the MVNI Marijuana Regulatory Team executed a search at Valor Court in unincorporated El Paso County. This search warrant was part of a long-term marijuana distribution investigation. Marijuana Regulatory Team detectives previously raided this residence in 2018. During the first raid, detectives seized over half of a million dollars in assets from the residence. Additional search warrants were authored and executed over the next several weeks. One of the search warrants was for a safety deposit box that contained over 1.35 million dollars in US currency.

METRO VICE, NARCOTICS, & INTEL UNIT

STATISTICS

MARIJUANA REGULATORY TEAM

Crime Stoppers Tips	94
Marijuana Grows Investigated	97
Search Warrants Executed	117
Drug Trafficking Org. Targeting	3
Felony Arrests	29
Marijuana Plants Seized	5,982
Refined Marijuana Flower Seized	1,208lbs.
Unmanned Aerial Vehicle Deployments	13
Firearms Seized	21
Cash Seizures	\$157,492.00
Property Seizures	\$42,500.00

Significant FBI Safe Streets Task Force Investigation

March 06, 2019, Metro VNI Lieutenant Mitchell received the following email from FBI RA Jon Cronan. I wanted to let you know about a case EPSO TFO Vince Sapp has been working on with our SSTF because Vince has done a great job at putting together one of the most complex Hobbs Act investigations I have seen federally prosecuted. On May 18, 2018 CSPD Robbery Unit met with FBI Safe Streets and AUSA Kurt Bohn about a series of robberies in the City and County committed by Rolling 60s Crips and a GD. In that group there were two leaders identified, Head of Organization Eric Coleman and Lieutenant Dustin Wall. These two individuals along with Dontai Luellen-Love were responsible for planning, conspiring to the series of robberies. CSPD Robbery Unit completed a complex investigation and FBI Safe Streets adopted the case once the majority of their case had been investigated. With the help of STIC analysts, FBI analysts, and some data analysis TFO Sapp was able to prepare the case for Federal Indictment. Initially Dustin Wall was not going to be charged in the State system but after additional investigation and analytical research, he was added to the indictment. On March 5, 2019, TFO Sapp testified in Grand Jury and was able to complete a 17-count indictment on seven defendants in the case for five bank robberies and three commercial robberies. With their arrests, there should be a significant disruption of the local Rolling 60's Crip set and the crimes they inflict on the community.

METRO VICE, NARCOTICS, & INTEL UNIT

STATISTICS

FBI SAFE STREETS TASK FORCE

Federal Cases	13
State Cases	21
T3 Wires	36
Search Warrants Executed	31
Arrest Warrants Executed	17
Cash Seizures	\$110,255.00
UFAP Cases	1
Felony Arrests	30
Federal Indictments	35
Firearms Seizures	50
Cocaine Seizures	9.6lbs
Heroin Seized	13lbs.
Refined Marijuana	14.6lbs.
Methamphetamine	52.3lbs.
After Hours Call-Outs	6
Agency Assists	15

STATISTICS

DEA TASK FORCE

Total Cases Opened	32
Arrest Warrants Authored	113
Search Warrants Authored	44
Under Cover Buys by Detectives	29
K9 Deployments	1
Operations Executed	46
Felony Arrests	83
Cash Seizures	\$305,414.00
Property Seizures	\$22,730.00
Firearms Seizures	27
Cocaine Seizures	10.5lbs.
Psilocybin Mushrooms	5.8bs.
Methamphetamine	57.5lbs.
Heroin	55.5lbs.
MDMA (Dosage Units)	790
Hash / Hash Oil	81lbs.
Fentanyl (Dosage Units)	166
Fentanyl (Powder)	3.0lbs.

Significant DEA Task Force Investigations

In February of 2017, the High Intensity Drug Trafficking Areas (HIDTA) Southern Colorado Drug Task-Force initiated an investigation titled "Operation Double Dippin". EPSO DEA Task Force Officer Wesley Yowell and CSPD Officer Thomas Goodwin were assigned as co-case agents for this investigation. Intelligence gathered during this investigation identified three organizational distribution branches. The primary distribution cell was linked to the Payan Drug Trafficking Organization based in Mexico. The Payan DTO is a major distributor of cocaine, heroin and methamphetamine to Colorado, Arizona, Utah, Washington, and other states. In April of 2019, the long hours, hard work and dedication put into this investigation concluded with the indictment and/or arrest of sixty-five (65) primary suspects. To date, forty (40) of the sixty-five (65) suspects charged have been arrested. This investigation resulted in the seizure of monetary assets valued at \$1.25 million, seven vehicles, 31 firearms, 126.6 pounds (57.4 kilograms) of methamphetamine, 25.5 kilograms (56.2 pounds) of heroin, and 15.3 kilograms (33.7 pounds) of cocaine. The disruption/dismantling of the Payan DTO will have a substantial impact on illicit narcotics distribution up and down the Front Range to include the Pueblo and Colorado Springs communities and will dramatically improve the quality of life for the residents of both communities.

ASSET FORFEITURE

STATISTICS

STATE ASSET FORFEITURE

Cases Presented	24
Cases Accepted	24
Cases Declined	4
CV Summonses Served	24
CV Summonses to EPSO Civil	0
Asset Seizure Value	\$315,507.97
Funds Transferred to Clerk	\$242,419.33
Payments Disbursed / Received	29
Disbursed Funds	\$96,075.39

FEDERAL EQUITABLE SHARING

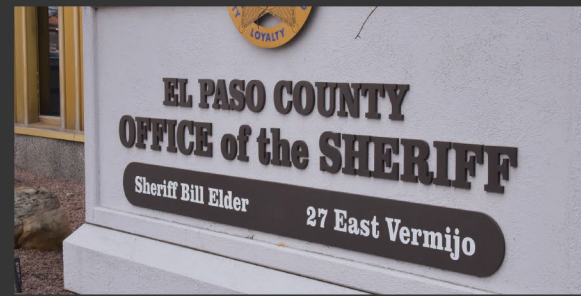
Asset Requests Submitted	44
Payments Disbursed / Received	7
Combined Asset Value	\$729,335.44
Disbursed Funds to EPSO	\$55,417.15





ADMINISTRATIVE BUREAU
ADMINISTRATIVE BUREAU
ADMINISTRATIVE BUREAU
ADMINISTRATIVE BUREAU
ADMINISTRATIVE BUREAU
ADMINISTRATIVE BUREAU
ADMINISTRATIVE BUREAU
ADMINISTRATIVE BUREAU
ADMINISTRATIVE BUREAU
ADMINISTRATIVE BUREAU
ADMINISTRATIVE BUREAU
ADMINISTRATIVE BUREAU
ADMINISTRATIVE BUREAU
ADMINISTRATIVE BUREAU

SUPPORT OPS DIVISION



COMMUNICATIONS / DISPATCH

STATISTICS

911 Calls	79,026
Total Calls	333,957
Average 911 Answer Time	6.03sec.
Police Calls for Service	257,896
Fire Calls for Service	36,397
Total Calls for Service	294,293
Tactical Dispatch Hours Worked	129.75
911 Education Hours Worked	286



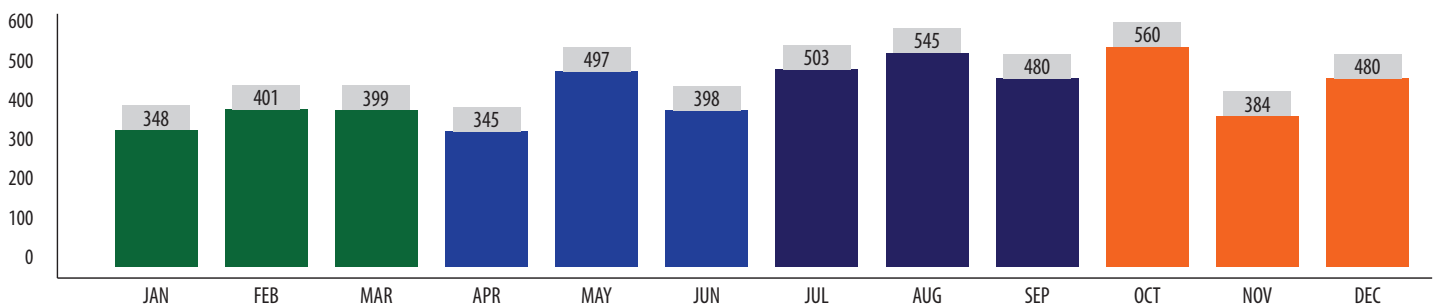
INFORMATION TECHNOLOGY (IT)

STATISTICS

Total Work Orders	7,467
Closed Work Orders	5,340
Major Office Projects	32
Mobile Radio Installation	114
Handheld Radios Issued	131
MDC's Upgraded	150



WORK ORDERS - BY MONTH



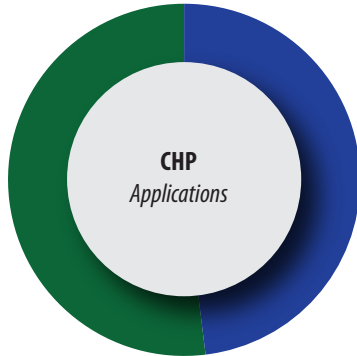
CONCEALED HANDGUN PERMITS

STATISTICS

New Applications	4,026
Renewal Applications	4,349

EXTRA DUTY PROGRAM

Total Hours	3,749.5
-------------	---------



■ Renewal Applications	4,349
■ New Applications	4,026

RECORDS UNIT

STATISTICS

Filings	5,675
Case Report Requests	4,541
BWC Requests	1,418
Sealings and Expungements	1,955
Cases Merged	8,952
Supplements Merged	14,332
Express Consent Forms to DOR	372
Criminal Citations Received	1,695
Traffic Citations Received (County)	4,649
Traffic Citations Received (State)	4,991
Background Checks	2,497

CUSTOMER SERVICE - OFFICE OF THE SHERIFF

Walk-ins	10,500
Phone Calls Received	15,706
Appointment Check-ins	8,288
Records Releases	1,300
Summons Payments Received	1,695



ADMIN SERVICES DIVISION



COUNTY SECURITY STATISTICS

911 Hang Ups	5
1st Amendment Group Contacts	5
Alarms	297
Bomb Threats	2
Check the Welfares	72
Citizen Contacts	250
Civil Protests	7
Criminal Mischief	7
Disturbances	112
Escorts / Standbys	864
Homeless Interactions	83
Judicial Runners Apprehended	30
Medical Calls	110
Mental Health Calls	31
Parking Complaints	18
Possession of Drugs	11
Suspicious Parties / Items	61
Thefts	1
Traffic Accidents	1
Trespassing	6
Unlawful Concealed Weapon	5
Warrants	4



TRAINING UNIT STATISTICS

Non-Certified Academies	4
Reserve Academies	1
Hours of Instruction Provided	3,997

VOLUNTEER COORDINATOR

STATISTICS

Active Volunteers	414
Volunteer Hours	123,605.25
Volunteer Service Worth	\$3,318,991.07
New Volunteers	66
UCCS Interns	13

BACKGROUND INVESTIGATIONS UNIT

STATISTICS

Applicant Packets	2,096
Disqualified (Initial Review)	87
Processed	1,224
Disqualified (After Processing)	597
Withdrew	106
Offered	169

SEARCH AND RESCUE

STATISTICS

Calls for Service	250
Calls Responded to	118
Rescue Calls	90
Searches	24
Body Recoveries	4
Events	3
Out of County Responses	7
Custer County	1
Douglas County	3
Park County	1
Saguache County	1
Teller County	1

WILDLAND FIRE

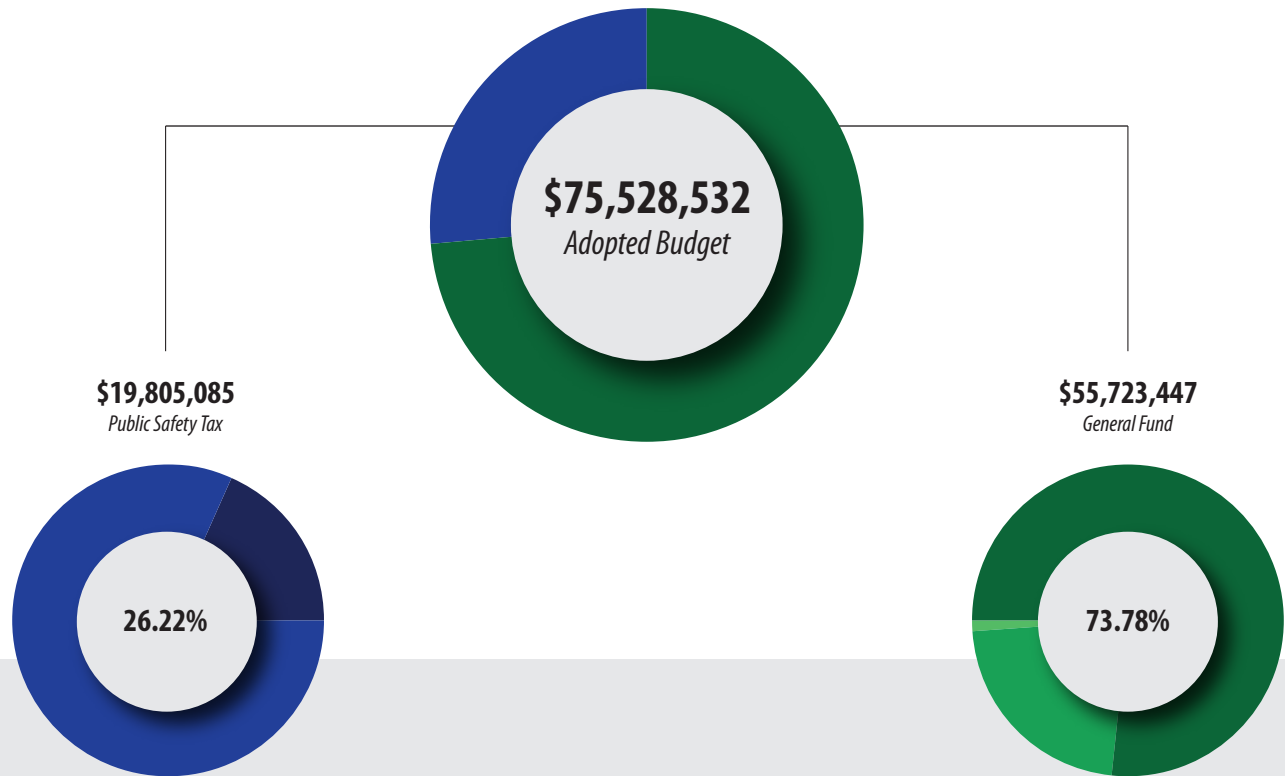
STATISTICS

Structure Fires	1
Vehicles Fires	1
Wildland Fires	26
Medical Assists	4
Fire Patrol	94
Fire Mitigation	19
Bomb Squad Standby	2
Illegal Burn	3
FDO Activation	374
Dispatched and Cancelled Enroute	37
False Alarm	10
Prescribed Fire	1
Smoke Investigations	24
Other	7



FINANCE STATISTICS

2019 BUDGET & EXPENDITURES



Personnel	\$16,219,422
Operating	\$ 3,585,663

Personnel	\$16,219,422
Operating	\$12,385,622
Capital	\$ 500,000
used for the purchase of new vehicles	

TOTAL OPERATING BUDGET

Inmate Medical	\$7,207,564
Inmate Food Services	\$2,206,450
Other Detention Operations	\$1,316,460
IT & Radio	\$2,249,000
Fleet Operating Budget	\$1,014,505
Training & Quartermaster Operating	\$781,590
Patrol & Special Operations	\$198,000
Investigations Operations	\$115,500
Admin. Budget for Remainder of Office	\$882,216

TOTAL **\$15,971,285**

TOTAL BUDGET

Personnel	\$59,057,247
Operating	\$19,971,285
Capital	\$500,000

TOTAL **\$15,971,285**



1716

EL PASO COUNTY

SHERIFF

COMMUNITY RELATIONS

EMERGENCY 911

PROMOTIONS
PROMOTIONS
PROMOTIONS
PROMOTIONS
PROMOTIONS



LIEUTENANT

James Vidmar



LIEUTENANT

David Manzanilla



LIEUTENANT

Paul Mynatt




MANAGER

Meighan Powell




MANAGER

Beth DeStefano




SERGEANT

Marcus Miller




SERGEANT

Amy Ward




SERGEANT

Tyrren Smith




SERGEANT

Bradley Bengford




SERGEANT

Lene Lipford




SERGEANT

Cynthia Ayyad




SERGEANT

Arturo Corpuz




SERGEANT

John Hammond



SERGEANT

Matthew Panos



ADMINISTRATOR

Julian Marciano



SUPERVISOR

Jacquelyn Alexander



SUPERVISOR

Ashley Whitaker



SUPERVISOR

Roni Everett



SUPERVISOR

Janet King




SUPERVISOR

Melissa Roybal



RETIREMENTS




UNDERSHERIFF

Joe Breister



LIEUTENANT

Derrick D'Mellow




LIEUTENANT

John Ross




SERGEANT

Tyrone Bolden




SERGEANT

Bill Otto




SERGEANT

William Draper




DEPUTY

Arthur Seeley




DEPUTY

Raymond Sutherland




DEPUTY

Carl Klienkort




DEPUTY

Michael Wilmott




DEPUTY

Lee Halpin




DEPUTY

Belinda Douglass



DEPUTY

John Sory



DEPUTY

Severt Mogensen, Jr.




SPECIALIST

Roger Johnson



TECHNICIAN

Beverly Harden-Davey



TECHNICIAN

Vincent Presley



EVIDENCE TECHNICIAN

Dan Istvan



FACILITY INSPECTOR

Jerald Day

AWARDS CEREMONY



DISTINGUISHED SERVICE MEDAL / AWARD

Deputy Holden Vanderpool
Deputy Marie Munn
Jim Schanel



LIFE SAVING MEDAL

Commander Joseph Roybal
Deputy Chad Johnson
Deputy Elmer Ibarra
Deputy Lisa Gonzalez
Deputy Chris Herman
Deputy Mark Meyer
Deputy Julian Sample
Deputy Edwin Wilson
Deputy Tim Ferrell
Deputy Charles Hunt
Deputy Andrew Mustapick
Deputy Alexander Torres
Deputy Chad Wheat



SHERIFF'S STAR AWARD

Deputy Christopher Ritche



SHERIFF'S ACHIEVEMENT AWARD

Lieutenant Eric Carnell
Sergeant Joseph Carey
Deputy Isaac Petterson
Deputy Scott Brettell
Deputy Chat Wheat
Deputy Joshua Offutt
Deputy Seth Fritsche
Bruce Medlock
Paul Peterson
John Roy
Autumn Carey
Brooklyn Milligan
Peyton Milligan
Iris Brettell
Mary Carnell
Peter Gaffney

TANYA M BELL AWARD

Kimberly Niemczyk



EMPLOYEES OF THE YEAR

Sergeant John Hammond
Kimberly Hance





EL PASO COUNTY **SHERIFF'S OFFICE**

